

# LifeSmart

Simply Brilliant

**BLEND™ Light Bulb** Model. LS024

Setting up your LifeSmart™ BLEND™ Light Bulb

User Guide Version 1.0

## PRODUCT INTRODUCTION

BLEND™ Light Bulbs are the perfect way to add ambience to any room. Capable of over 16 million colors with adjustable brightness and preset lighting effects, you can always easily set the mood for that romantic dinner or seamlessly transition to a party. Even better is BLEND™'S interaction with your entire LifeSmart™ Smart Home System. Let your lights change to your desired ambience based on the time of day, temperature, or even by opening a door. You are only limited by imagination in the infinite applications of BLEND™ products to create unique atmospheres and instant, unique special moments. Brilliant and simple, get ready to experience carefree smart home living that the whole family can enjoy.

### Disposal And Recycling Information

This symbol indicates that this product and/or battery should not be disposed of with household waste. When you decide to dispose of this product and/or its battery, do so in accordance with local environmental laws and guidelines.



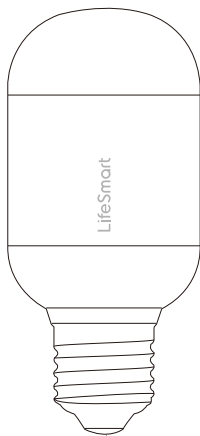
## IN YOUR PACKAGE

- BLEND™ Light Bulb 1
- User Guide 1

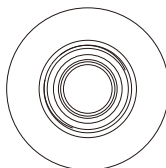
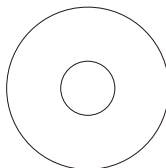
## SPECIFICATIONS

Size	50*50*110mm
Weight	100g
Emitting color	16, 000, 000 colors
Plug	E27
Wireless distance	400m (open field)
Operating frequency	433MHz GFSK
Operating temperature	-25 ~ 40°C
Operating humidity	0 ~ 95%
Operating input	AC 100-240V 50/60Hz
Power	≤ 6W
Regulatory certification	

## BLEND™ LIGHT BULB



E 27



## EASY SETUP

Your BLEND™ Light Bulb requires a LifeSmart™ Smart Station and the LifeSmart™ App to operate. Please download the APP to your smart device and set up your Smart Station before proceeding. The APP is available by going directly to our website or scanning the following QR Code.

### ▶ Method 1



### ▶ Method 2



- ① Open the LifeSmart™ APP and initiate adding a device.
- ② Screw the BLEND™ Light Bulb into a standard light socket (E27).
- ③ Turn on the power to the light bulb for 3-5 seconds, then switch off. Repeat this step 3 times until the BLEND™ Light bulb starts blinking.
- ④ You will be prompted in the app when pairing is complete.
- ⑤ You may now choose colors and dynamic effects via the LifeSmart™ APP.
- ⑥ If more than one bulb is needed in one fixture, please remove bulb and pair one at a time.

For technical support or FAQ's please visit us at [www.ilifesmart.com](http://www.ilifesmart.com) and find out how to contact our happiness team in your region.