

LifeSmart

Simply Brilliant

Smart Station Model. LS001

Setting up your LifeSmart™ Smart Station

User Guide Version 1.0

PRODUCT INTRODUCTION

As the center of the LifeSmart™ Smart Home System, the LifeSmart™ Smart Station wirelessly connects all of the products you need to make your life simple, and lets you monitor, control, and even automate your home or office environment. Care for your loved ones with 24 hour access and stay informed of changing security and environmental conditions. You can even set automatic actions such as instantly receiving photos of anyone entering your home, or even trigger actions such as video recording or activating lights. Simply connect your Smart Station to your internet router. Then easily add your smart devices to your LifeSmart™ APP. You will benefit from all of the amazing new technologies that LifeSmart™ is bringing to life, such as LifeSmart™ Cloud services and emotion recognition technology, so that your home knows how to meet your needs without you even realizing it. Now you can interact with your home and family anytime. Brilliant and simple, get ready to experience carefree smart home living that the whole family can enjoy.

Disposal And Recycling Information


This symbol indicates that this product and/or battery should not be disposed of with household waste. When you decide to dispose of this product and/or its battery, do so in accordance with local environmental laws and guidelines.



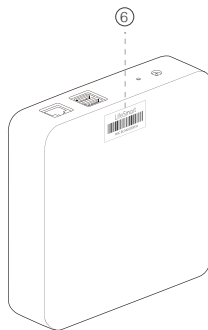
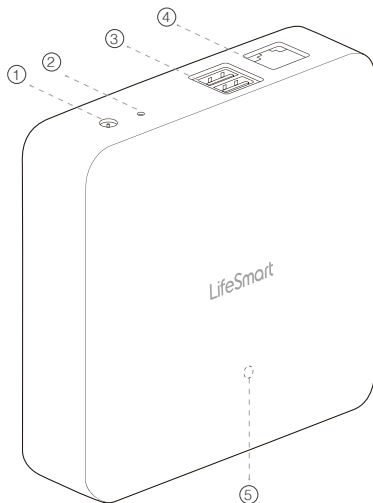
IN YOUR PACKAGE

- Smart Station 1
- Power Adapter 1
- Power Cable 1
- USB Cable 1
- Ethernet Cable 1
- User Guide 1

SPECIFICATIONS

Size	108*108*28mm
Weight	180g
Wireless distance	400m (open field)
Operating frequency	433MHz GFSK
Operating temperature	-25 ~ 40°C
Operating humidity	0 ~ 95%
Input	5V DC \approx 2A
Power	1.5W
Regulatory certification	 RoHS

SMART STATION



- ① Power Adapter Port
- ② Factory Default Reset Button
- ③ USB Ports For Recharging Sensors
- ④ Ethernet Port
- ⑤ Indicator Light
- ⑥ Equipment Barcode and Serial Number

EASY SETUP

Your LifeSmart™ Smart Station requires the free LifeSmart™ APP and LifeSmart™ Account to operate. Please download the APP to your smart device. The APP is available by going directly to our website or scanning the following QR Code.

▶ Method 1



▶ Method 2



- ① Open the APP and follow the instructions to create and register your LifeSmart™ account.
- ② Plug in the LifeSmart™ Smart Station and connect the Ethernet cable to your router. The indicator light will flicker briefly as the system initializes and establishes a network connection. When the light remains on the connection is successful.
- ③ Open the LifeSmart™ APP and initiate adding a device.
- ④ Follow the instructions in the APP to finish setting up your Smart Station.
- ⑤ You can now add sensors and other smart products that can communicate through your Smart Station.

For technical support or FAQ's please visit us at www.ilifesmart.com and find out how to contact our happiness team in your region.